

Report No.: 62.06215 OPAL Tracklight

Test Time: 2023-07-08 10:44

Luminaire Property

Luminaire Category: Citizen 1203 3000K CRI90

Luminaire Description: 35D

Current: 0.166 A

Power Factor: 0.438

Voltage: 210.9 V

Power: 15.40 W

Photometric Results

CIE Class: Direct

Measurement Flux: 1230.2 lm

Downward Ratio: 100%

Horizontal Diffuse Angle(50%): H35.1

Vertical Diffuse Angle(50%): V35.1

Luminaire Efficacy Rating (LER): 80

Max. Intensity: 3291.31 cd

Total Rated Lamp Lumens: 1230.2 lm


Efficiency: 100%

Upward Ratio: 0%

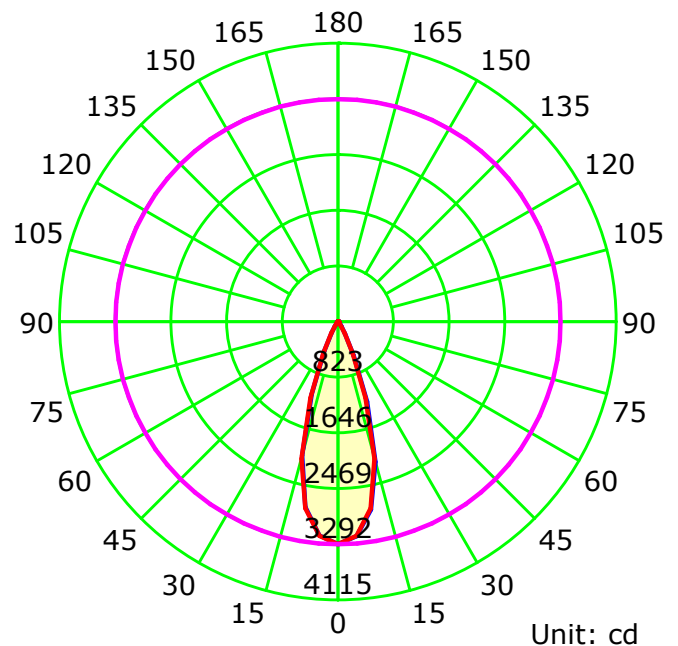
Central Intensity: 3291.3 cd

Pos of Max. Intensity: H0 V0

Picture Of Luminaire



Luminous Intensity Distribution Curve



— C0-C180 — C90-C270 — G0

C Plane (°):0.0-180.0: 180.0

Test Lab:

Test Type: TYPE C

Temperature:

Operator:

Gamma Plane (°):0.0-90.0:5.0

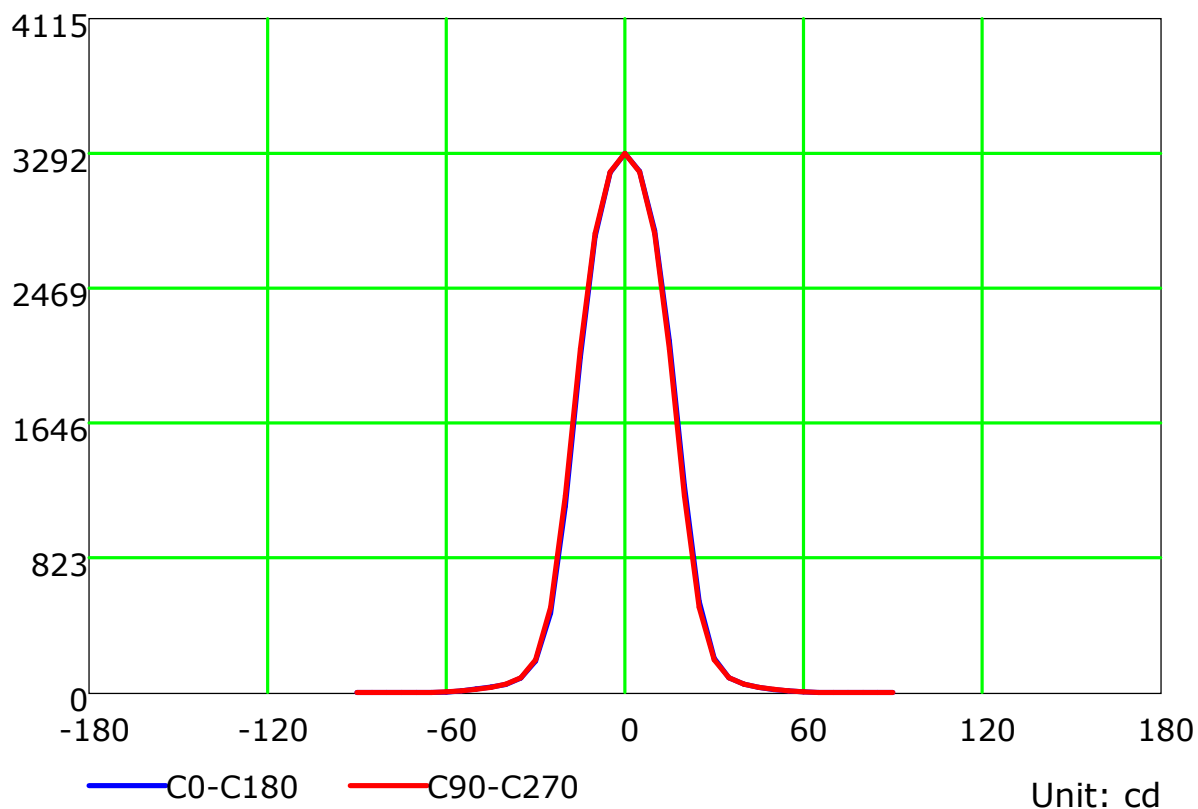
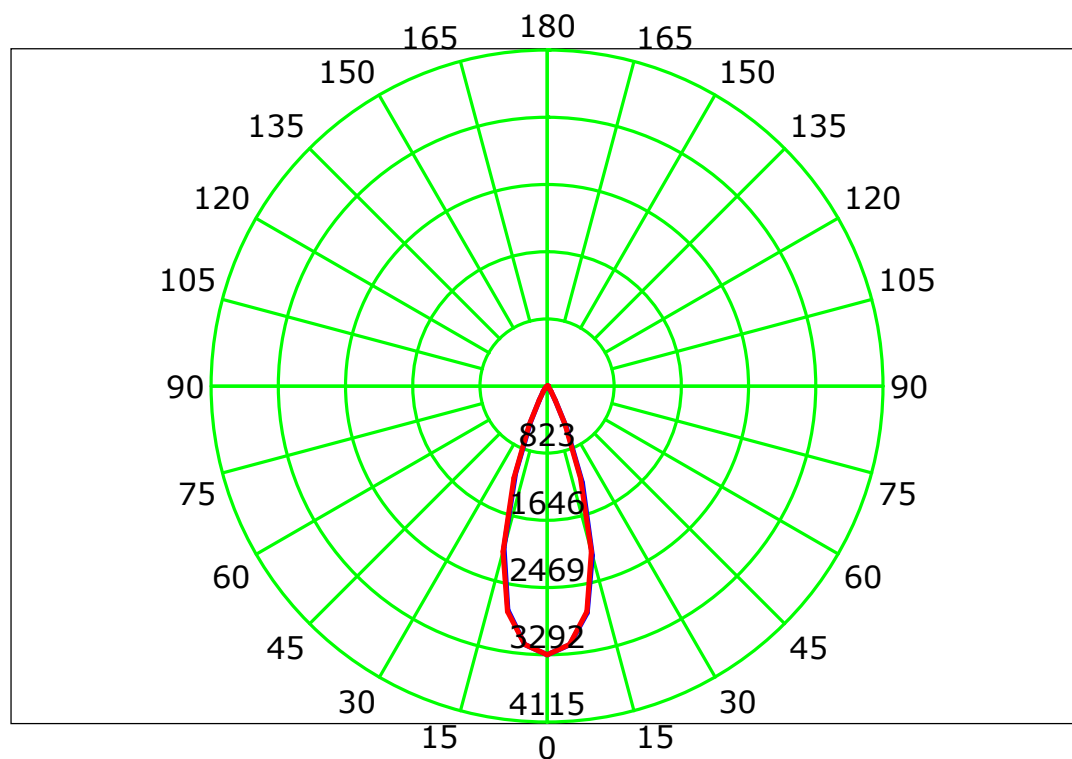
Test Device: CHL-6E

Distance: 3.000 m

Humidity:

Inspector:

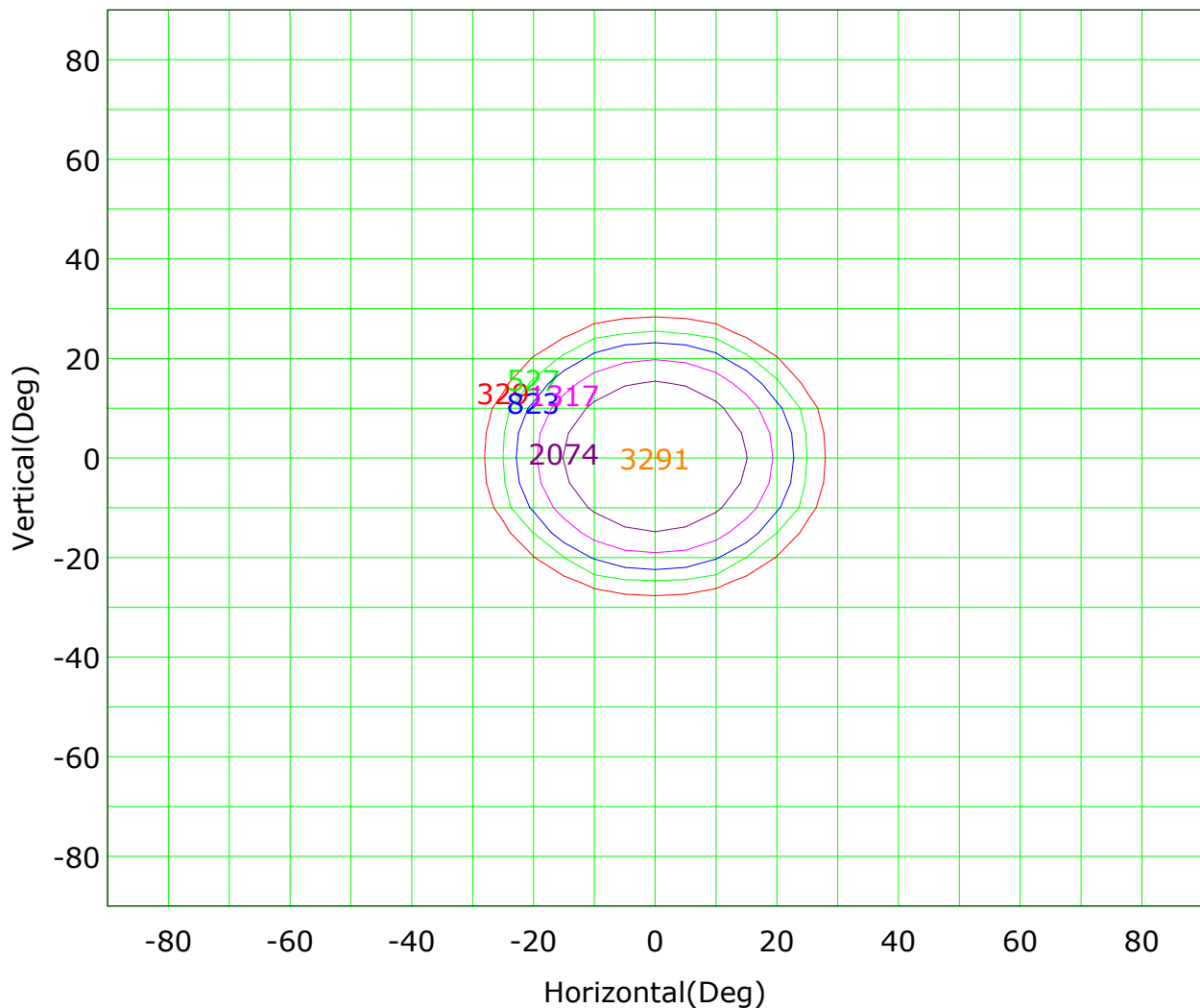
Luminous Intensity Distribution Curve



C Plane (°):0.0-180.0: 180.0
Test Lab:
Test Type: TYPE C
Temperature:
Operator:

Gamma Plane (°):0.0-90.0:5.0
Test Device: CHL-6E
Distance: 3.000 m
Humidity:
Inspector:

Isocandela (rectangle)



Imax (100%): 3291 cd

(10%): 329 cd	(16%): 527 cd
(25%): 823 cd	(40%): 1317 cd
(63%): 2074 cd	(100%): 3291 cd

C Plane (°):0.0-180.0: 180.0

Test Lab:

Test Type: TYPE C

Temperature:

Operator:

Gamma Plane (°):0.0-90.0:5.0

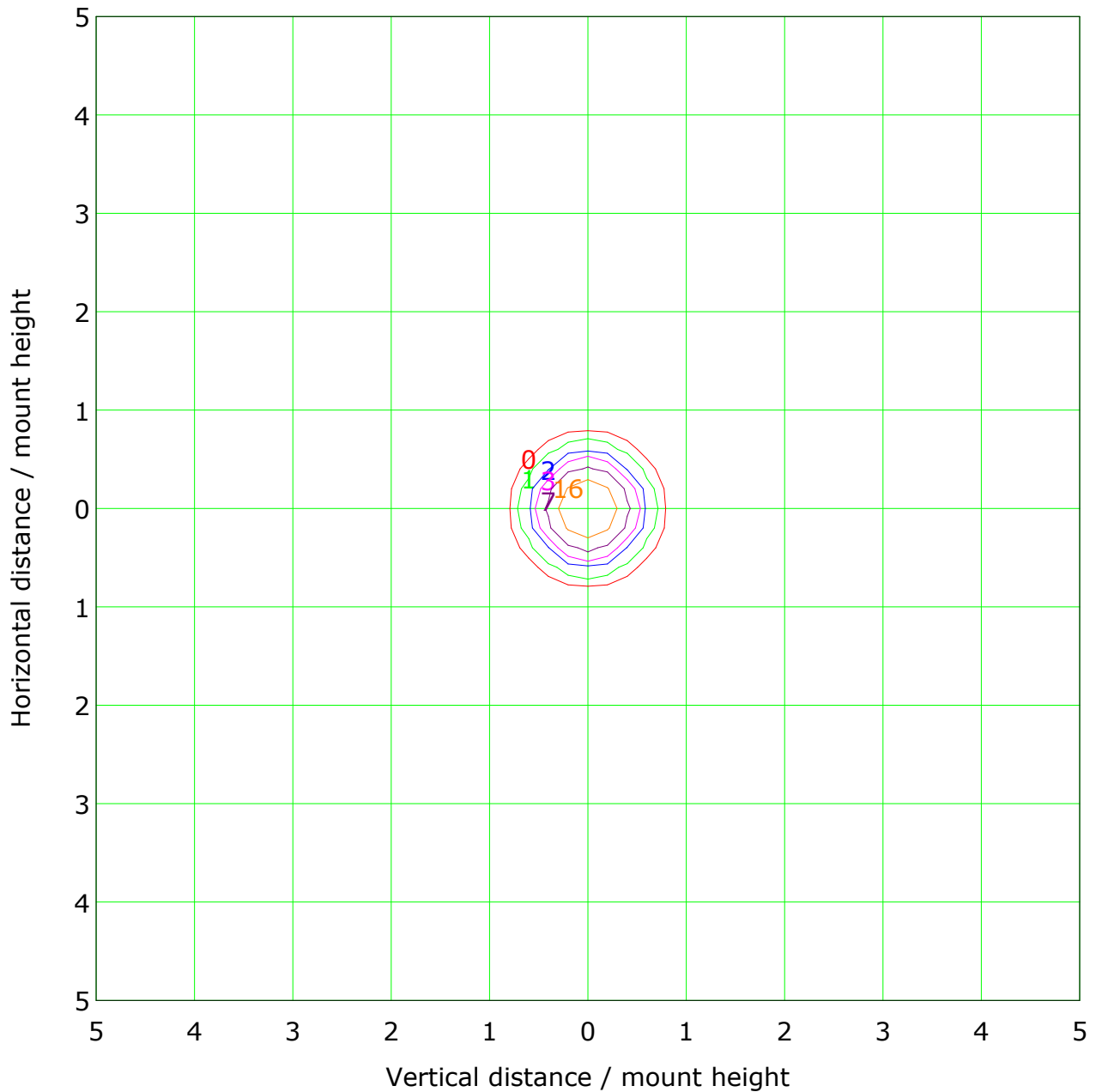
Test Device: CHL-6E

Distance: 3.000 m

Humidity:

Inspector:

IsoLux Plot

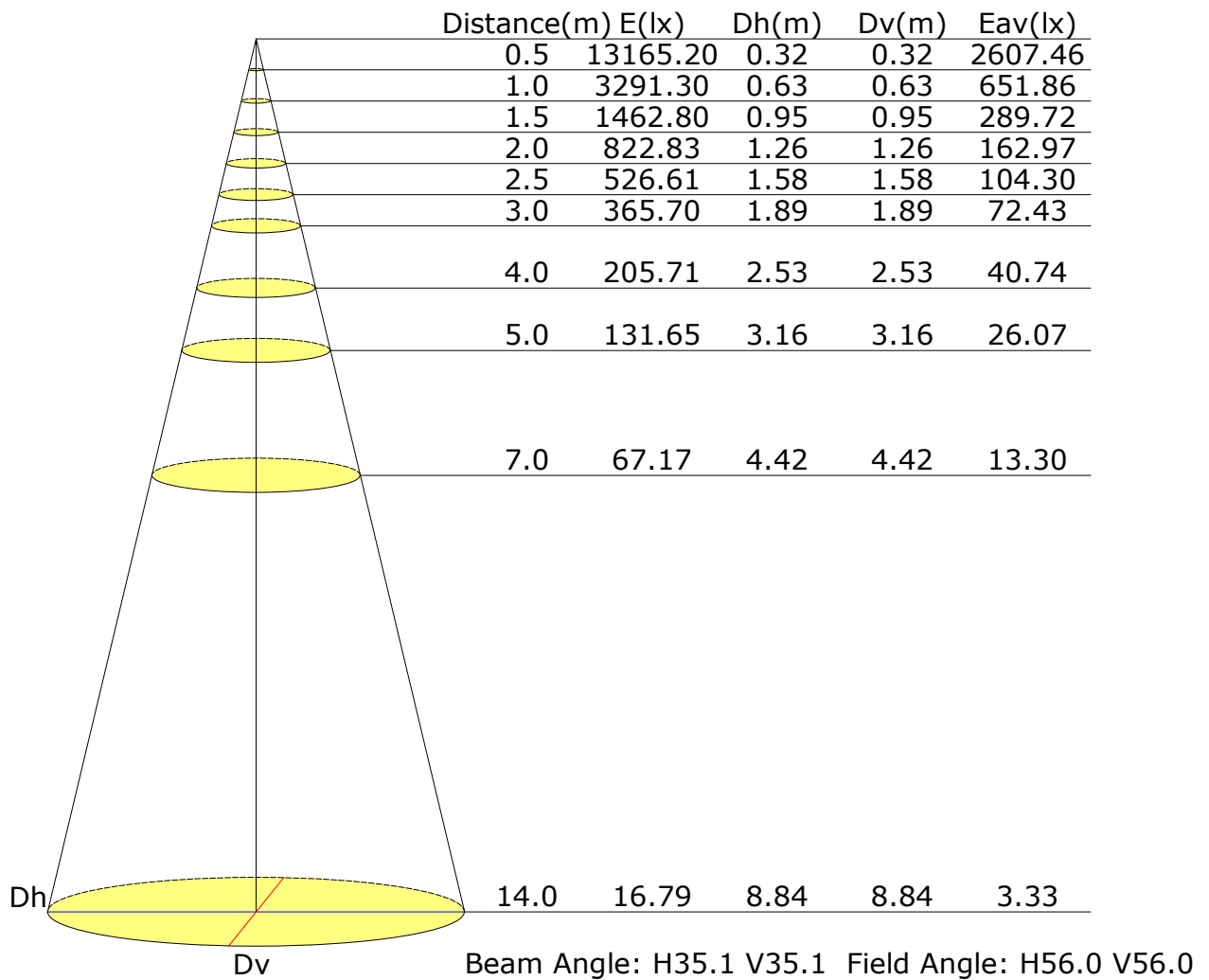


Mounting Height: 10m		Max Lux(100%): 33 lx	
(1%):	0 lx	(2%):	1 lx
(5%):	2 lx	(10%):	3 lx
(20%):	7 lx	(50%):	16 lx
(100%):	33 lx		

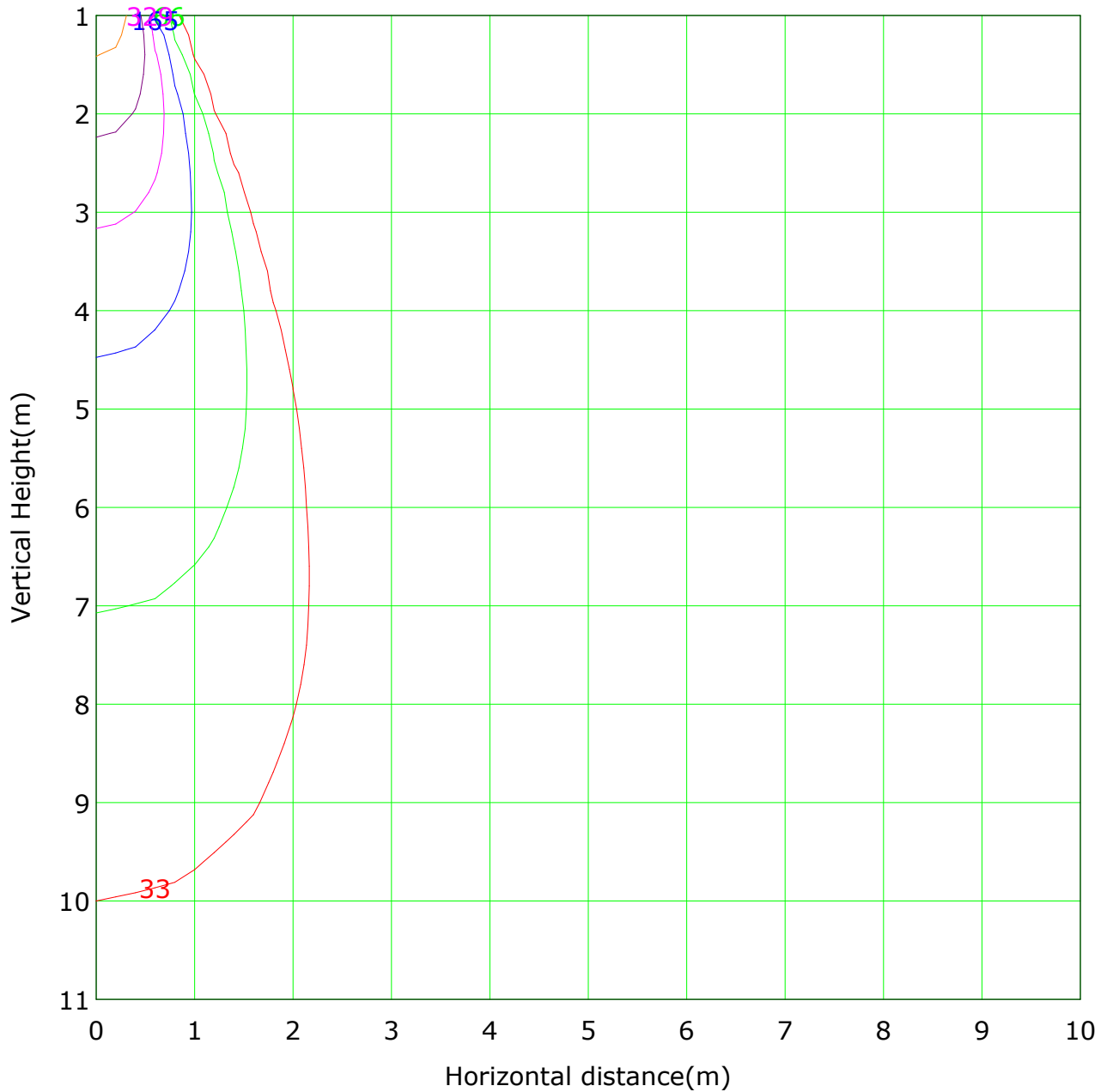
C Plane (°):0.0-180.0: 180.0
Test Lab:
Test Type: TYPE C
Temperature:
Operator:

Gamma Plane (°):0.0-90.0:5.0
Test Device: CHL-6E
Distance: 3.000 m
Humidity:
Inspector:

Illuminance at a Distance



Vertical IsoLux Plot



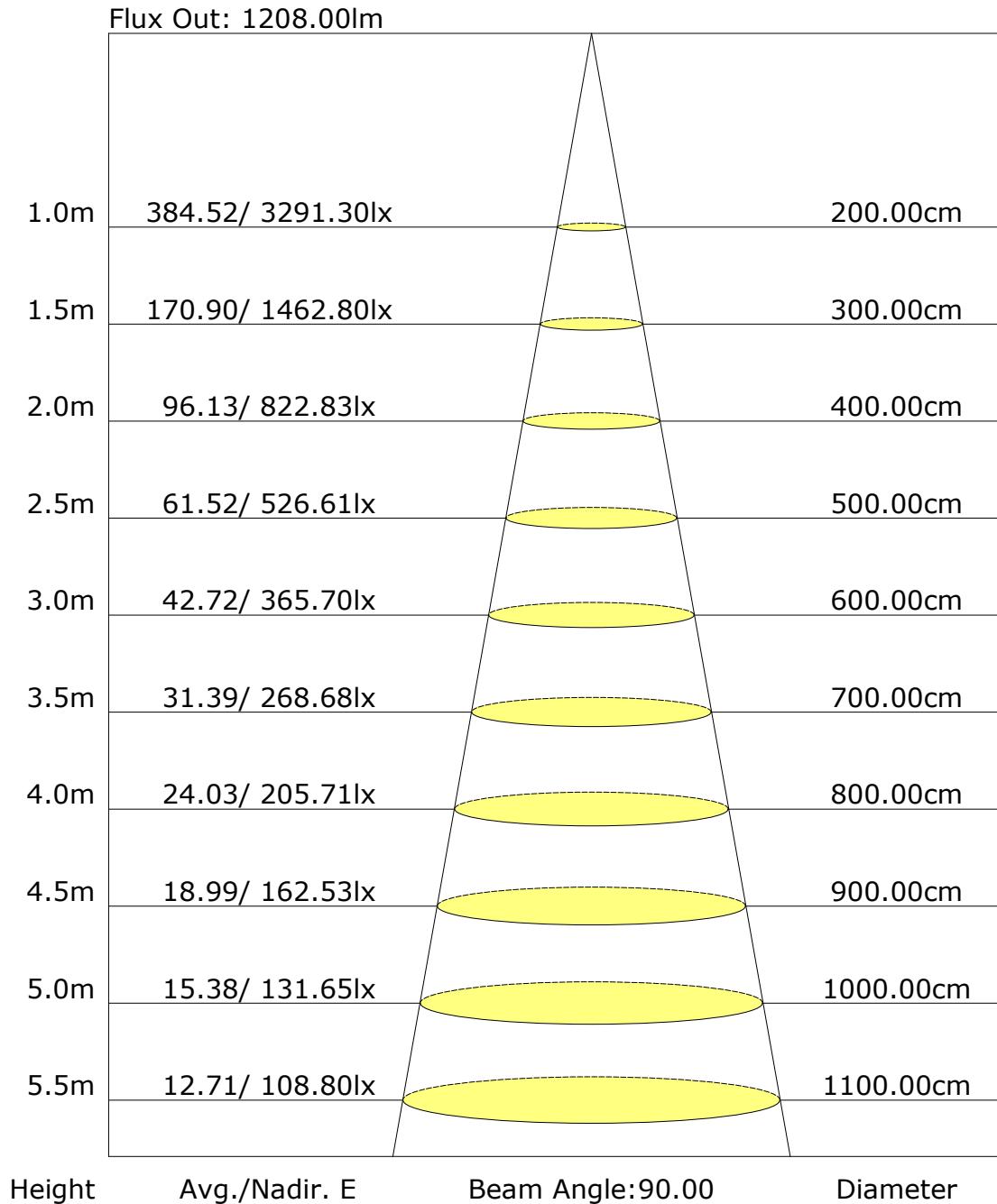
Lowest(m): 1m Highest(m): 11 Max Lux: 3291

(1%): 33 lx	(2%): 66 lx
(5%): 165 lx	(10%): 329 lx
(20%): 658 lx	(50%): 1646 lx
(100%): 3291 lx	

C Plane (°):0.0-180.0: 180.0
Test Lab:
Test Type: TYPE C
Temperature:
Operator:

Gamma Plane (°):0.0-90.0:5.0
Test Device: CHL-6E
Distance: 3.000 m
Humidity:
Inspector:

The average illuminance effective figure



C Plane (°): 0.0-180.0: 180.0
Test Lab:
Test Type: TYPE C
Temperature:
Operator:

Gamma Plane (°): 0.0-90.0: 5.0
Test Device: CHL-6E
Distance: 3.000 m
Humidity:
Inspector:

Zonal Lumen

[illegible]

C Plane (°):0.0-180.0: 180.0

Test Lab:

Test Type: TYPE C

Temperature:

Operator:

Gamma Plane (°):0.0-90.0:5.0

Test Device: CHL-6E

Distance: 3.000 m

Humidity:

Inspector:

Candlepower Table

Unit: cd

[illegible]

C Plane (°):0.0-180.0: 180.0

Test Lab:

Test Type: TYPE C

Temperature:

Operator:

Gamma Plane (°):0.0-90.0:5.0

Test Device: CHL-6E

Distance: 3.000 m

Humidity:

Inspector: